


# 'Gemini' Series Double Block/Bleed DGB

## One Piece Block & Bleed Ball Valves, Needle Valve Vent

### DESIGN FEATURES



#### ISOLATE VALVE :-

- \* Firesafe Designed
- \* Top Seal Adjustment independent of handle retention
- \* Wide choice of Flange Rating ends- Lengths to suit application.
- \* Robust HIGH pressure DESIGNED to be maintained
- \* Ball Valve has anti blowout stem for safety
- \* Floating ball design for positive shut-off
- \* Replaceable seats & seals for extended life

#### VENT VALVE :-

- \* NON-Rotating hard tip on bleed valve for effective shut-off
- \* Back sealing on the stem & adjustable gland packing
- \* Stem Seal below actuating threads to prevent contamination & gauling of threads
- \* Metal/Metal bonnet seal for pressure tightness even at elevated temperatures

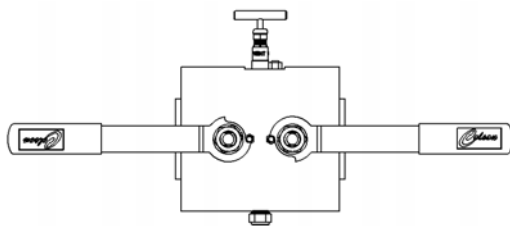
- \* Choice of Block, Block & Bleed or Double Block& Bleed
- \* Bleed Port can be supplied with plug or Tube fitting
- \* 316 ss to NACE Specification & Full material traceability

#### DGB BALL VALVE ASSY Block [Isolate] -

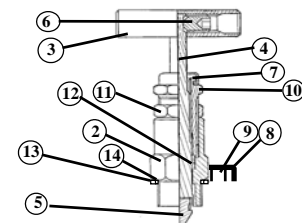
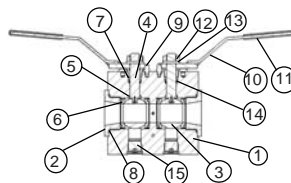
ITEM	COMPONENT	MATERIAL
1	BODY	316 S 11
2	END FLANGE	316 S 11
3	BALL	316 S 11
4	STEM	316 S 11
5	STEM SEAL	PTFE/GRAPHOIL
6	SEATS	PTFE / PVDF/PEEK
7	TOP SEAL	RTFE/GRAPHO
8	END FLANGE SEAL	PTFE/GRAPHOIL
9	PIN	STAINLESS STEEL
10	LEVER HANDLE	STAINLESS STEEL
11	HANDLE SLEEVE	PVC
12	NUT	A4 ss
13	WASHER	A4 ss
14	F. E. Seal	Viton
15	CAVITY PLUG	316 S 11

#### SNV HEAD ASSY

ITEM	COMPONENT	MATERIAL
1	BODY	316 S 11
2	BONNET HOUSING	316 S 11
3	HANDLE	316 S 11
4	STEM	316 S 11
5	STEM TIP	17/4 PH
6	GRUB SCREW	STAINLESS STEEL
7	DUST CAP	PVC
8	RETAINING CAM	STAINLESS STEEL
9	RETAINING SCREW	STAINLESS STEEL
10	GLAND ADJUSTER	316 S 11
11	LOCK NUT	316 S 11
12	GLAND PACKING	RTFE / GRAPHOIL
13	BONNET GASKET	316 S 11
14	BONNET SEAL	V PTFE



DGBCM  
Double Block & Bleed -  
Ball/Needle/Ball Style



1"600lb Serrated Face Flanged Double Block & Bleed Valve [Ball/Needle/Ball Configuration] with PTFE/17-4PH Trim. 1/2"NPT Outlet/1/4"NPT Vent in316ss Length to match to Long Pattern

Part No. DGBCM F1925CB15NF1S-AL

VALVE PART NUMBER and ORDERING TABLE										
Series - Style	PRESSURE	BORE	Inlet Size/Type/Finish		Outlet Size/Type/Finish		Vent	Material	Options	
DGBC	G=B/B/B K=B/N/N M=B/N/B	F=Flange Rating	10	15	A=C150	A= Smooth B= Serrated C=RTJ H=HUB	15	A=C150	1=1/4"NPT 2=1/4BSPP 3=1/2"NPT 4=1/2BSPP 5=3/4"NPT 6=3/4BSPP 7=1"NPT 8=1BSPP	A - Ali-Bronze C - C/Steel D - Duplex SS H - Hasteloy I - Incoloy M - Monel S - 316 SS X - SPECIAL
			13	20	B=C300		20	B=C300		
			19	25	C=C600		25	C=C600		
			25	32	D=C800		32	D=C800		
			32	40	E=C900		40	E=C900		
			38	46	F=C1500		46	F=C1500		
			50	50	G=C2500		50	G=C2500		
			50	54			54			
			65	65			65			
			65	80			80			

We reserve the right to change specifications stated in this leaflet due to our continuing programme of development. All Ball valves have lever handle as standard. Anti-Tamper Keys are always supplied separately, for security. Ball & stem materials will be the same as the body material except for A105/LF2 which has 316 trim. It is always recommended that the valve is supported and not left to carry the weight of the pipework as damage may occur.

Note- Do not repeat part number for Outlet if same as INLET

DGB - 02/09



Website: www.colson.co.uk



e-mail:sales@colson.co.uk Certificate No LRQ 0960294  
ISO 9001 Registered

Park Works, Park Road,  
ELLAND. West Yorkshire.  
HX5 9HN - England

Tel +44 (0) 845 094 3780  
Fax +44 (0) 845 094 3790